
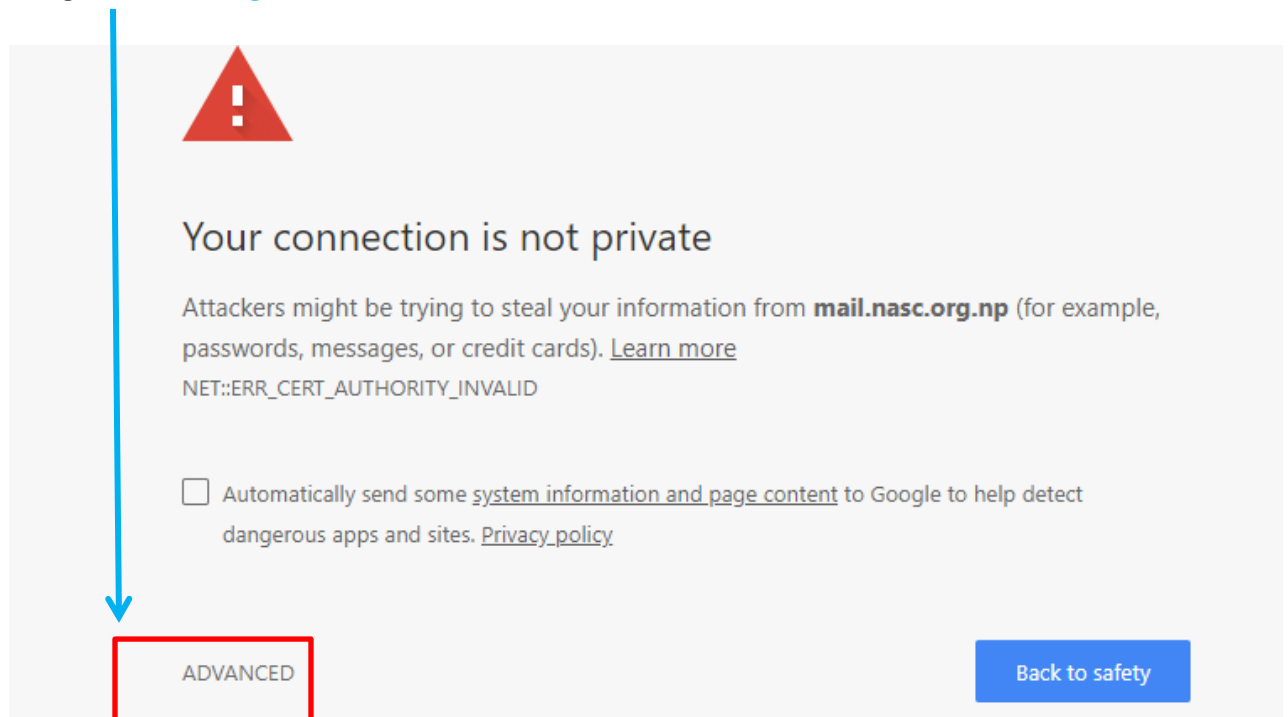


Having problem accessing NASC mail from home? If so follow these steps:

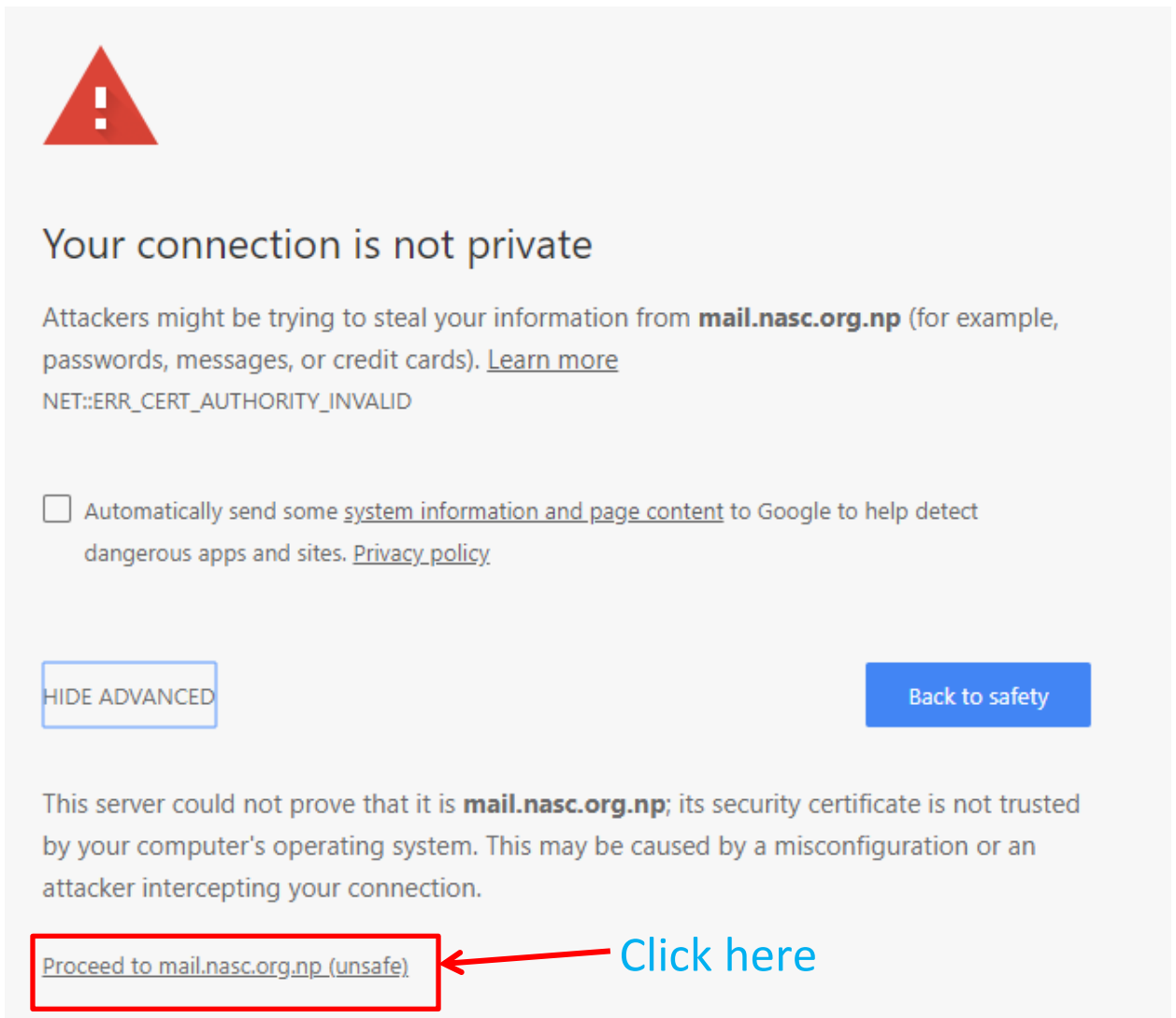
- 1) Go to your internet browser (Google chrome, Firefox, Internet Explorer).
- 2) Type <https://mail.nasc.org.np> in address bar and press enter.



- 3) Now you will get privacy error dialog window like this. Then click on **ADVANCED**



4) After clicking Advanced you will see window like this:



The screenshot shows a Chrome security warning page. At the top left is a red triangle with a white exclamation mark. Below it, the heading reads "Your connection is not private". The main text states: "Attackers might be trying to steal your information from **mail.nasc.org.np** (for example, passwords, messages, or credit cards). [Learn more](#)". Below this is the error code "NET::ERR_CERT_AUTHORITY_INVALID". There is a checkbox with the text "Automatically send some system information and page content to Google to help detect dangerous apps and sites. [Privacy policy](#)". At the bottom left is a button labeled "HIDE ADVANCED" and at the bottom right is a blue button labeled "Back to safety". A paragraph explains: "This server could not prove that it is **mail.nasc.org.np**; its security certificate is not trusted by your computer's operating system. This may be caused by a misconfiguration or an attacker intercepting your connection." At the bottom, there is a link "Proceed to mail.nasc.org.np (unsafe)" which is highlighted with a red box. A red arrow points from the text "Click here" to this link.

5) Now click on ***Proceed to mail.nasc.org.np (unsafe)*** link. Now it will be opened.